









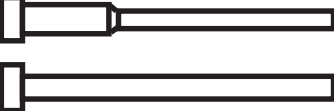

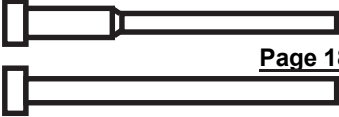
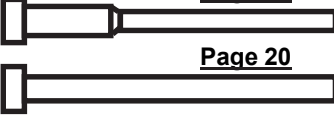



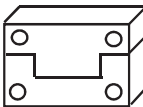



VISUAL INDEX

<p>RQA <u>Page 2</u></p>  <p>Perforators / Core Pin Blanks</p>	<p>RQB <u>Pages 3-4</u></p>  <p>Perforators / Core Pin Blanks</p>	<p>SQF & SQD <u>Page 5</u></p>  <p>Quill Punches / Core Pin Blanks</p>	
<p>AB & B <u>Page 6</u></p>  <p>Perforators / Core Pin Blanks</p>	<p>CPB & PPB & EB <u>Page 7</u></p>  <p>Punch Blanks</p>	<p>MQA & MQB <u>Page 8</u></p>  <p>Metric Perforators / Core Pin Blanks</p>	
<p>MPB <u>Page 8</u></p>  <p>Metric Punch Blanks</p>	<p>BH <u>Pages 9, 10 & 11</u></p>  <p>Bevel Headed Punches</p>	<p>EP <u>Page 12</u></p>  <p>Die Kicker Pins</p>	
<p>EJ & CS Slug Ejector Pins & Components <u>Page 13</u></p> 	<p>MPT <u>Page 14</u></p>  <p>Metric TRUE-HARD™ M-2 Ejector Pins</p>	<p>PT & PTD <u>Page 15</u> <u>Page 16</u></p>  <p>TRUE-HARD™ M-2 Ejector Pins</p>	
<p>RHX <u>Page 17</u> <u>Page 18</u></p>  <p>"HARD-CORE" Ejector Pins</p>	<p>RX <u>Page 19</u> <u>Page 20</u></p>  <p>KNIGHTRIDE™ Hotwork Ejector Pins</p>	<p>ME <u>Page 21</u></p>  <p>Metric KNIGHTRIDE™ Hotwork Ejector Pins</p>	
<p>RC & RCX <u>Page 22</u></p>  <p>Standard H-13 Core Pins</p>	<p>RSL <u>Page 23</u></p>  <p>KNIGHTRIDE™ Ejector Sleeves</p>	<p>TIF - TIM Interlocks <u>Page 24</u></p> 	<p>WORKSHEET TEMPLATES Punches & Pins with Modifications</p>  <p><u>Pages 25, 26, & 27</u></p>